



National Marine Manufacturers Association

nmma.org

ECONOMIC SIGNIFICANCE OF RECREATIONAL BOATING IN MICHIGAN

CONGRESSIONAL DISTRICT 2

Number of Recreational Boats*	63,292
Recreational Boating Industry Businesses	174
Total Jobs	4,724
Annual Recreational Boating-Related Spending	\$253.0 MILLION





TOTAL ANNUAL ECONOMIC IMPACT OF RECREATIONAL BOATING:

\$596.0 MILLION

RECREATIONAL BOATS IN MI-2

TOTAL BOATS* **63,292**

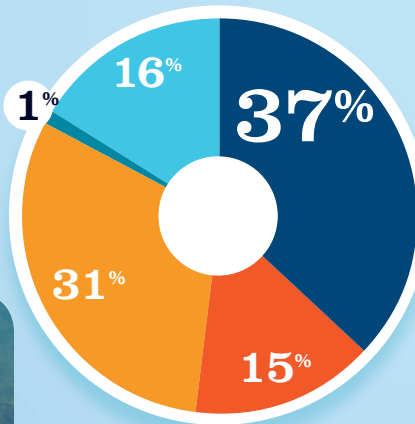
REGISTERED BOATS	63,292
Power boats	53,022
PWCs	8,044
Sailboats	2,153
Other Boats	73
HOUSEHOLDS PER BOAT	4.2




* Total boats are registered boats as reported by states to the USCG.

RECREATIONAL BOATING CREATES JOBS IN MI-2

TOTAL BOATING JOBS	1,533
Boat Building	253
Motor / Engine Mfgr.	21
Accessory / Supplies Mfgr.	469
Dealers / Wholesalers	223
Boat Services	567

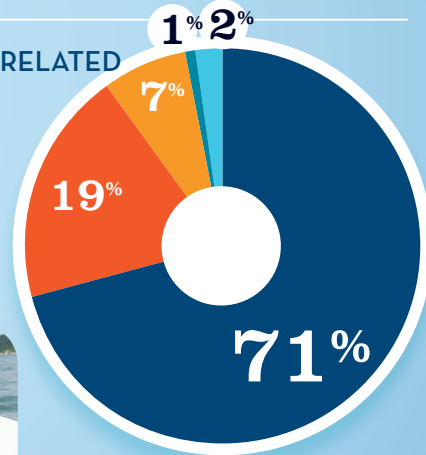


● BOAT BUILDING
● MOTOR/ENG. MFGR.
● ACC./SUPPLIES MFGR.
● DLRS/WHOLESALERS
● BOAT SERVICES



RECREATIONAL BOATING-RELATED BUSINESSES IN MI-2

TOTAL BUSINESSES	174
Boat Building	3
Motor / Engine Mfgr.	2
Accessory / Supplies Mfgr.	12
Dealers / Wholesalers	34
Boat Services	123

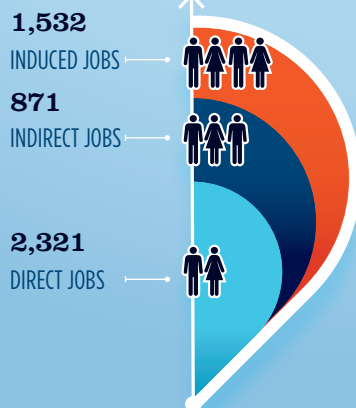


● BOAT BUILDING
● MOTOR/ENG. MFGR.
● ACC./SUPPLIES MFGR.
● DLRS/WHOLESALERS
● BOAT SERVICES



ESTIMATED JOBS IMPACT OF RECREATIONAL BOATING-RELATED SPENDING IN MI-2

EST. TOTAL JOBS	4,724
EST. TOTAL LABOR INCOME	\$194.6 MILLIONS
Est. Direct Income	\$79.0
Est. Indirect Income	\$48.6
Est. Induced Income	\$67.0



RECREATIONAL BOATING INDUSTRY SALES IN MI-2

Boat Building	\$65.3	\$65.3 MILLION
Motor / Engine Mfgr.	\$12.3	\$12.3 MILLION
Accessory / Supplies Mfgr.	\$22.2	\$22.2 MILLION
TOTAL MFGR. SALES	\$99.8	
Dealers / Wholesalers	\$105.2	\$105.2 MILLION
Boat Services	\$148.5	\$148.5 MILLION
TOTAL RETAIL & SERVICES SALES	\$253.7	

● BOAT BUILDING
● MOTOR/ENG. MFGR.
● ACC./SUPPLIES MFGR.
● DLRS/WHOLESALERS
● BOAT SERVICES